



Playing time 20minutes
Ages for play 8 and up
Players 3~5

You are art dealer of Japanese painting. You have to repair the folding screen painting in cooperation with other art dealer. However, if you can repair the folding screen painting ahead than others, the painting will be yours. Let's get a lot of painting than any other art dealer. And, let's become a famous art dealer.

1 Component

Card 4type, 1-12 each.

• Card type is...

SOHTATSU(white) ☆ KOHRIN(yellow) ☾
HOHITSU(blue) ◆ KIITSU(red) ●

• Card for each type, will be the six, four, two sets - card set - .There is a name to each set.

[SOHTATSU]

card of 1~6 ⇒ 群竜図 (Group of dragon)

card of 7~10 ⇒ 白達磨図 (White Dharma)

card of 11~12 ⇒ 風神雷神之図 (Fujin Raijin)

[KOHRIN]

card of 1~6 ⇒ 宇宙筒図 (rocket)

card of 7~10 ⇒ 双桜図 (Two cherry trees)

card of 11~12 ⇒ 風神雷神之図 (Fujin Raijin)

[HOHITSU]

card of 1~6 ⇒ 赤茸茶茸図 (mushrooms)

card of 7~10 ⇒ 金魚水草図 (Goldfish and plants)

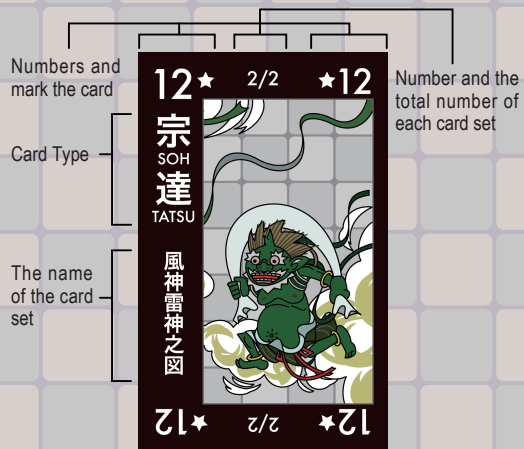
card of 11~12 ⇒ 風神雷神之図 (Fujin Raijin)

[KIITSU]

card of 1~6 ⇒ 月蝕図 (Eclipse)

card of 7~10 ⇒ 群鹿図 (Group of deer)

card of 11~12 ⇒ 風神雷神之図 (Fujin Raijin)



2 Term

Trick Player who is in turn, put down a card from your hand, make a game of winning or losing according to the rules. We called the "trick" this in this game.

Lead In trick game, it is called first to issue a card the "lead" . Also, we call the player a "lead players" . Winner of the previous trick is the lead player.

3 Purpose and Victory

You, let's collect the card set of the combination of some sheets of card. Card that you have collected will be one point per sheet.

At the end of the game, players who get the most points is the winner.

4 Set up

(1) Deal the cards

• You cut the deck, and the cards to the players.

Number of sheets is shown below.

3 players ⇒ 15 sheets

4 players ⇒ 11 sheets

5 players ⇒ 9 sheets

• You, the card that was left over, in the center of all players, arranged face-up.

(Rules for arranging will be write later - 5-(3)- .)

(2) Decide to start player

• Recently, who went to the gallery is the start player. Start player will do the first lead.

5 How to play

(1) Outline of how to play the game

• You're out the hand one by one, and, you will determine the winning and losing of the turn. - In short, it is that you do the trick - .

• All of the cards that were used for the trick, are arranged in the center, you will continue make the card set.

• If the card set is completed, the player who completed the card set - In other words, to put down the last one of card set - will get the card set.

• You will do it till no the hand.

[Important 1]

• **This game is not to get a card by the winning and losing of the trick. The card that was put down at trick, that you have made a card set will be the requirement to get.**

(2) Play of trick

• Lead player will put down a card from your hand. Then, each player will put down a card from your hand in turn at the clockwise.

• Other than lead players, if you have the same type of card to had put down the card lead player, you must put down the card - called the must follow - . If you have multiple sheets cards of the same type, you may put a card of any number.

• If you do not have a card of the same type, it may be you can put down any card.

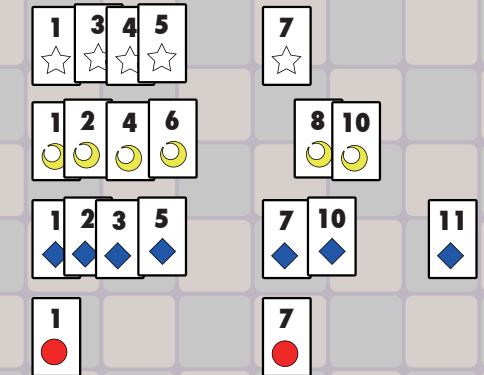
• All players had to put down a card one by one, to determine the winning and losing according to the rules shown below.

• Player to put down the highest number and the same type the read card is the winner of the trick. The winner will be lead player of the next trick.

(3) Card arrangement of to the center

- You arranged for each card set to face up all of the card that was used to trick in the center.
- Card positions that are not yet put down may be pack or keep on a space.

[An example of a card arrangement]



• This is an example of the card arrangement played 4-trick by 4-players.

• It is not yet complete any card set.

(4) Get the completed card set

• After to play the trick, if there is a card set was completed by the card that was put down in its trick, the player who put down card the last one of card set, can get a card set.

• Players who get the card set take it from the center, please keep to your side.

[Important 2]

• **Whether the card set can get, and then determine regardless of the result of the trick of winning or losing.**

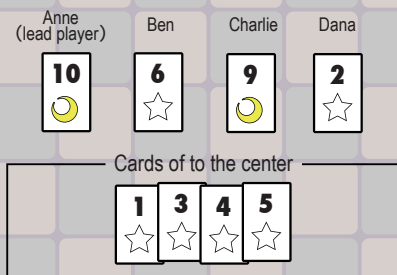
• **So, if you are not put down the same type of card that to put down card of the lead player, you will be able to get if you are able to complete the card set.**

• Also, if the card set was completed in some of the players put down the card, not the player who put down the large numbers, the player who put down the last one will get. Please be careful !

• For example, in the case of the card set "1-6", if the card set has been completed that put down in order of [6] and [2], it is completed when the put down the

card of [2], then the player that you put down the card of [2] get the card set.

【Case of Important 2】



- Anne has led the card "KOHRIN ☺ -10" .
- Ben did not have a card of KOHRIN, so put down a "SOHTATSU ☆ -6" .
- Charlie has put down "KOHRIN ☺ -9" .
- Dana did not have a card of KOHRIN too, so put down a "SOHTATSU ☆ -2" .
- In this trick game, card set of "SOHTATSU ☆ -1 ~6" was completed.
- Dana was to complete the card set, get this card set.

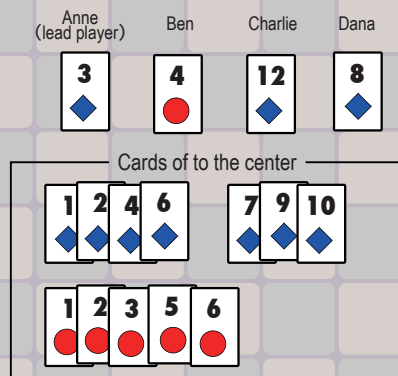
【Important 3】

- You can get is the only card set was completed by the card that was put down in the trick game. The card already been completed, to leave in the center, you can not get.
- So, at the time of initial arrangement, if you happen to complete the card set, no one can get, will leave in the end to the center.

(5) Special rule of trick winner when get the card set.

- The trick winner, even if winner card set in the card that was put down is not complete, if any of the card set of the same type has been completed, winner can get it.
- In this case, the player who completed the card set can not get it.
- Also, even if the trick winner was to complete the card set, when it was complete a set of the same type to the other, winner can also get the set. Please choose which one of the set and get it.
- In this case, if winner chose a set of other players was completed, in the same way as case shown above, the player that has been completed can not get.
- Also, at this time, one of the completed card sets will be left in the center. However, this left card set is then no one can get.
- If, when the trick winner get the card set that completed oneself, the other card set can get a player that was completed it.

【Case of specila rule-(1)】

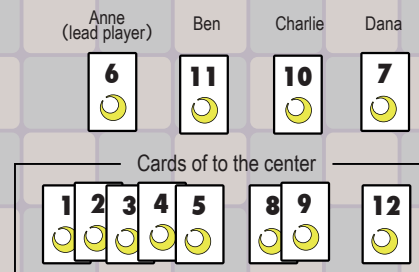


- Anne has led the card "HOHITSU ◆ -3" .
- Ben did not have a card of HOHITSU, so put down a "KIITSU ● -4" .
- Charlie has put down "HOHITSU ◆ -12" .
- Dana has put down "HOHITSU ◆ -8" .
- In this trick game, card set of "HOHITSU ◆ -7 ~10" and "KIITSU ● -1 ~6" was completed.
- Trick winner is Charlie. Charlie does not have to complete the card set that to put down the card, but the "HOHITSU ◆ -7 ~10" of the same type

has been completed, he was get it. In addition, because, card set of "KIITSU ● -1 ~6" is different types that Charlie has put down the card, so he can not get.

- Dana does not get the card set myself was completed "HOHITSU ◆ -7 ~10" , because Charlie of trck winner was get ahead it .
- Ben is to complete the card set of "KIITSU ● -1 ~6" , it was successfully get.

【Case of specila rule-(2)】



- Anne has led the card "KOHRIN ☺ -6" .
- Ben has put down "KOHRIN ☺ -11" , Charlie has put down "KOHRIN ☺ -10" , and Dana has put down "HOHITSU ☺ -7" .
- In this trick game, the card set of three was completed, "KOHRIN ☺ -1 ~6" , "KOHRIN ☺ -7 ~10" and "KOHRIN ☺ -11 ~12" .
- Trick winner is Ben. Ben was to complete the card set to put down the card himself, however, he get the card set of the high score "1 ~6" .
- Dana did get the card set of "7 ~10" , so it is completed herself in the center.
- Charlie has not been completed himself. So there is no card set that he can get.
- Anne does not get the card set herself was completed "1 ~6" , because Ben was get ahead it.
- As a result, the card set of "11 ~12" is left in the center. The card set is left to the center until the end of the game.

(6) Tips on the order that can get the card set

- For the order to get the card, it would be is helpful to do in the following order.
 - ① First, trick winner get a completed card set of the same type that winner was put down a card.
 - ② If you set the trick winner was completed has been left in the center, so that you can identify with the other cards, such as the card sideways.
 - ③ other players, will continue to get if there is a card set that you have to complete from right next to the lead player in the counter-clockwise.

6 Additional Note

- When you play the game, if possible, you play the number of times by the number of players, it will reduce the imbalance at the time of card deal. In this case, you may want to do in the total sum of the scores of the play the game.

7 Postscript

- The theme of this game is "Rinpa" in Japanese painting. The type of card also has the motif of four artists in Rinpa. Each picture also there is a picture that is in the motif with great tribute to each.
- This game to opportunity, I hope that get interested about the Rinpa work.

Game design / Art work IZAKA, Makura
Produce 10-Shiki GameWorks