

# ようこそ、ビールまつり!

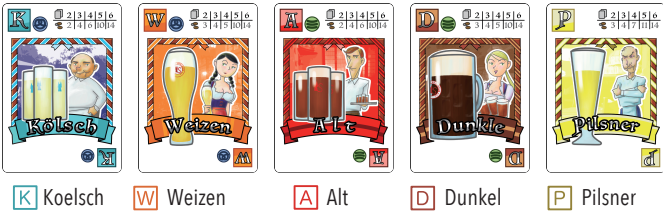
## Willkommen, Bierfest!

TIME : 20min  
PLAYERS : 3~5  
AGES : 8 and up

Today is a festival that drinks beer a lot and deliciously. However, do not drink without thinking. Timing is important for delicious drinking. It is important to taste after raising your desire to drink as much as possible. Also, occasionally everyone forced participation "Prosit!" will interfere with your plan.

### 1 Component

Beer-card ( 5 type / 13 each )



**K** Koelsch **W** Weizen **A** Alt **D** Dunkel **P** Pilsner

Food-card ( 2 type / 10 each )



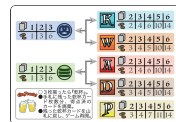
**P** Pretzel **S** Sausage

Prosit-card ( 10 each )

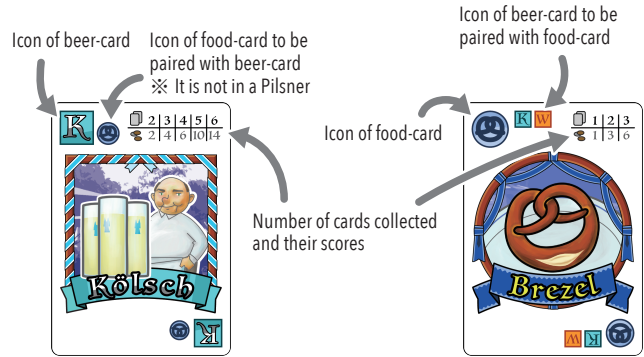


※ In addition, there are writing instruments useful when scoring.

Summary-card ( 5 each )



### 《 Description of card 》

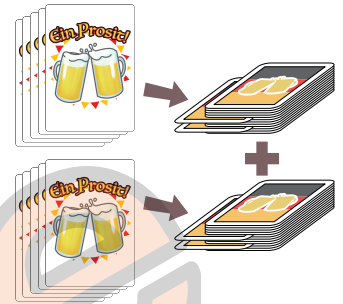


### 2 Set up

#### (1) Set up of deck

You cut beer-cards and food-cards well together, then divide it into two deck. (It is OK to roughly)

You mix five Prosit-cards into each deck **card suitably**, Then cut it again. (Please make prosit-card scattered appropriately) Then pile up two deck cards one and put them in the center of all players.

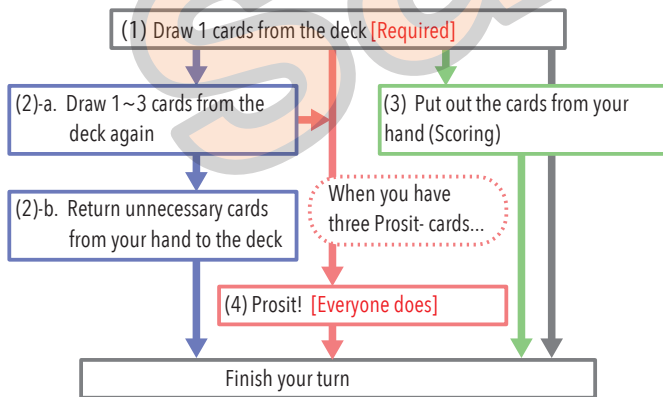


#### (2) start player

Recently, the player who drank beer in Germany is the start player. If not, recently, the player who drank German beer can be the start player.

### 3 How to play

Players will play next to their turn. (Details will be shown later.)  
When the turn is finished, the turn moves to the player on the left.



#### (1) Draw 1 cards from the deck [Required]

You draw 1 card from the top of the deck and add it to your hand. You can not pass. Be sure to draw.

After that, you can do either "(2) Draw cards from the deck again" or "(3) Put out cards from your hand."

If you have three Prosit-cards, evryone will do "(4) Prosit!" instantaneously.

If you draw 1 card, you can finish your turn.

#### 4 (2) -a. Draw cards from the deck again

You can draw further from 1~3 cards on top of the deck. There is no need to draw all the numbers at once.

#### (2) -b. Return unnecessary cards from your hand to the deck

When you have finished drawing cards from the deck, you can return the cards from your hand to the deck. The number of cards that can be returned is limited to **one less than the number of draws** including 1 card drawn in (1).


In other words, **with your turn, you will have at least one card, the number of hands will increase.**

You can return any card in your hand, not just the card you drag with this turn to return.

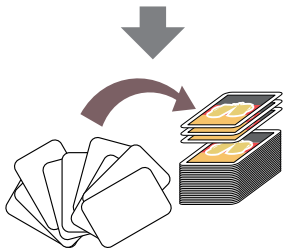
In other words, you can let go of unnecessary cards and swap your hand.

When returning to the deck, please **put it face down on the top of the deck.**

In other words, the card that you put back to the deck will be the next turn player or possibly even the next turn player's card. Therefore, you should consider returning the order of the cards.



If you draw 4 cards (Required 1 card + optional 3 cards) from the deck...



You can return up to 3 cards from your hand onto the deck.

### (3) put out cards from your hand

[ Beer-card ]

You put out **only one set** of beer-cards of the same type from 2 to 6 in face-up, from your hand, in front of you (called the scored card area). **Only one card can not be issued.**

When end of the game, the cards you give will score according to that number. The scoring table is on the upper right of the card.

[ Food-card ]

Food-cards can be put out with 1~3 together with beer-cards that can be paired. You can not put out with one food-card alone.

When end of the game, the cards will score according to that number.

[Caution 1]

No matter how many pairs of cards are in your hand, you can **only issue one set at a time**. Please be careful not to miss the timing to put out.

[Caution 2]

The card will be scored by the number of cards when you put it out. If two or more sets of the same kind of cards appear in the scored card area, they should not be put together in one set. So, when putting out, please do so that the cards does not mix.

### (4) Prosit! (forced discard of the hands)

When you draw a card from a deck with (1) or (2), **if three prosit-cards are gathered in your hand, we will do a "Prosit!" instantly.**

In "Prosit!", **all players will discard all the cards** in the order written next, starting from this turn player - that is, the player with three prosit-cards -



### ① Remove three prosit-card

**Remove the three prosit-cards that caused "Prosit!" from the game.** Do not mix with other cards, such as putting in a box.

### ② Put out one set of beer-cards in scored card area

If you have set of beer-cards, **you put out one set of beer-cards** in the scored card area.

Even if there are many sets of beer-cards in hands, **only one set can be put out**. Also, in "Prosit!", **you can not put food-cards together**. Only beer-cards can be put out.

### ③ Return the prosit-card remaining from your hand to the deck

If there is a Prosit-card in your hand, remove the number of the beer-card or food-card by the same number of prosit-cards in the scored card area. You can decide which card to remove by yourself.

After that, **you return the prosit-card to any place in the deck**. If the remaining number of the deck is small, and you are likely to find the position where you returned the card, you can disconnect the top 2 cards of the deck, disconnect well and put 2 cards back on top. (It may be the card that the previous player's turn returned)

[Caution 3]

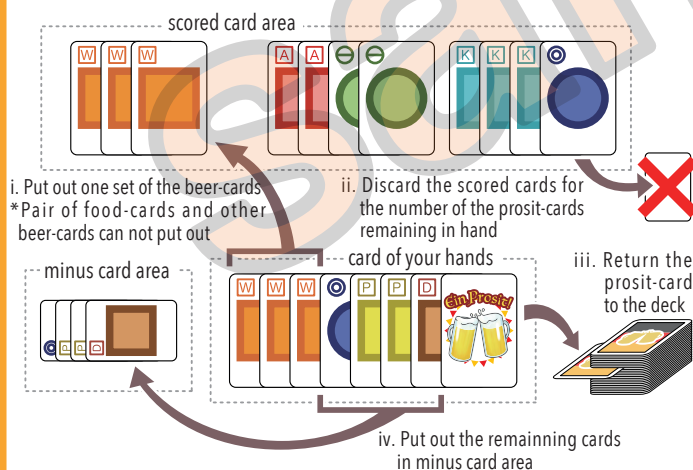
Beer-cards score with two or more cards. If it becomes one as a result of removing the card, please remove it together. Also, there is nothing left to play with food-cards alone.

### ④ The remaining hand

All remaining hands will be , minus 1 point for one card. Lay out sideways, so that you can see it as a minus card, put it out face up.



### 《Example of processing the cards at "Prosit!" (when it was not a turn player)》



[Caution 4]

If you have prosit-cards in your hand, you have risk to discard the scored card. But if them of three cards are aligned, it will not be a deduction point. Also, if it is better for other players to do "Prosit!" , it may be better for you to do it. Try playing with the hand you have, such as having a prosit-card or letting the next turn player draw.

### 4 End of Game

If you play "Prosit!" **three times**, the game is end.

Or, if **the deck gone**, the game is end.

At this time, **you will do "Prosit!" even if you do not have three prosit-cards.**

Only in the "Prosit!" that the deck gone, you who do "Prosit!" (that is, the last turn



player), as an exception, of the cards drawn from the deck, you do not have to add cards you do not want in your hand (that is, cards that do not get to points or prosit-card that did not three numbers of cards in your hand.

### 5 Scoring

Please sum up the score of the card set of scored card area.  
Please subtract the number of minus cards that could not be scored.

If you put all five kinds of beer-cards in the score card area, **5 points will be given as a bonus for all types of beer.** (However, no matter how it gathers, food-cards are not a bonus.)

### 6 winners

The player with the highest total score is the winner. Herzlichen Glückwunsch!

### 7 Thank you

The greatest appreciation to everyone who cooperated in the test play. This work was able to be completed by receiving many suggestions in the test play. Thank you very much.



WEB site  
E-mail

Game design / Art work

Produce

First edition

IZAKA, Makura

10-Shiki GameWorks

02/12/2017

<http://10shikigameworks.sakura.ne.jp/>  
[contactus@10shikigameworks.sakura.ne.jp](mailto:contactus@10shikigameworks.sakura.ne.jp)